

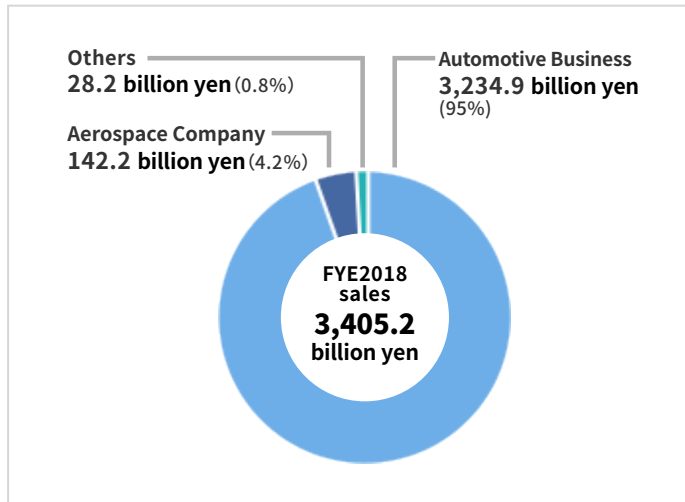


Corporate Overview (As of March 31, 2018)

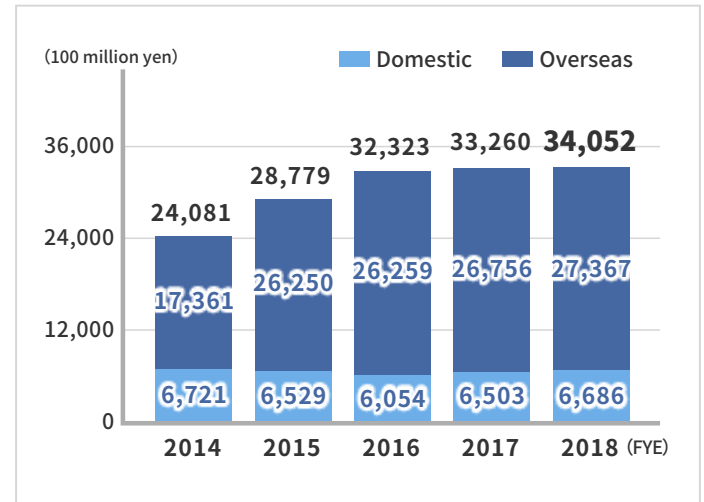
Name	Subaru Corporation
Established	July 15, 1953
Paid-in Capital	153,800 million yen
Number of Employees	33,544 (Consolidated) 14,879 (Non-consolidated)
Head Office	Ebisu Subaru Bldg. 1-20-8, Ebisu, Shibuya-ku, Tokyo 150-8554 Main Listed Number: +81-3-6447-8000
Sales	3,405.2 billion yen (Consolidated) 2,087.8 billion yen (Non-consolidated)
Operating Income	379.4 billion yen (Consolidated) 256.0 billion yen (Non-consolidated)
Ordinary Income	379.9 billion yen (Consolidated) 226.0 billion yen (Non-consolidated)
Net Income	220.4 billion yen (Consolidated) 153.5 billion yen (Non-consolidated)

* The figures from “Sales” through “Net Income” are of FYE2018.

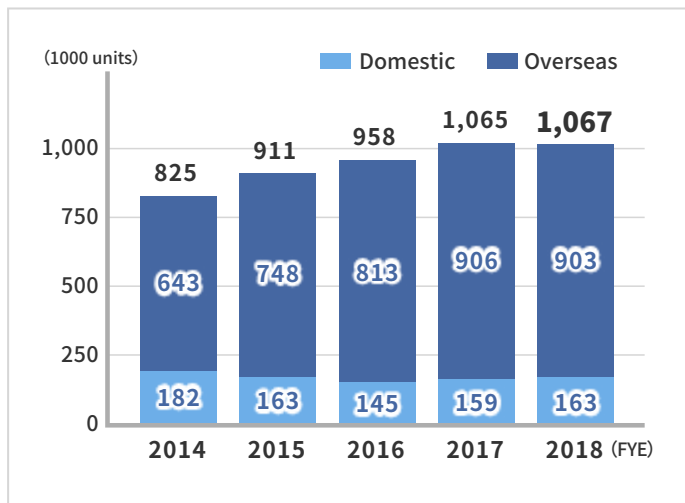
FYE2018 Sales by Division/Company



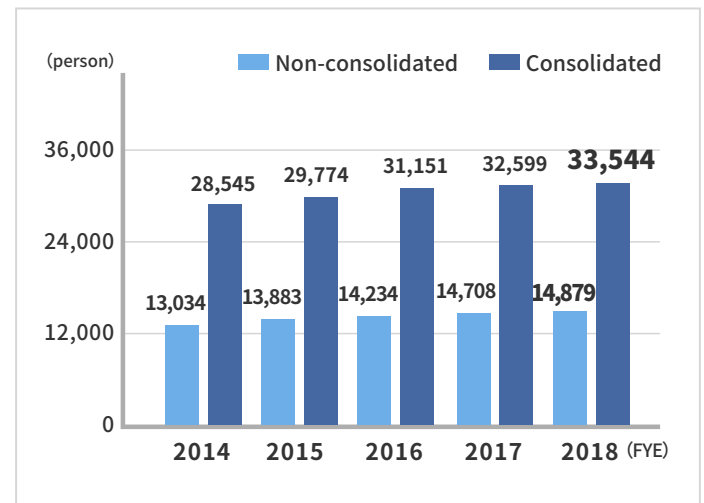
Trends in Sales



Trends in Sales Volume



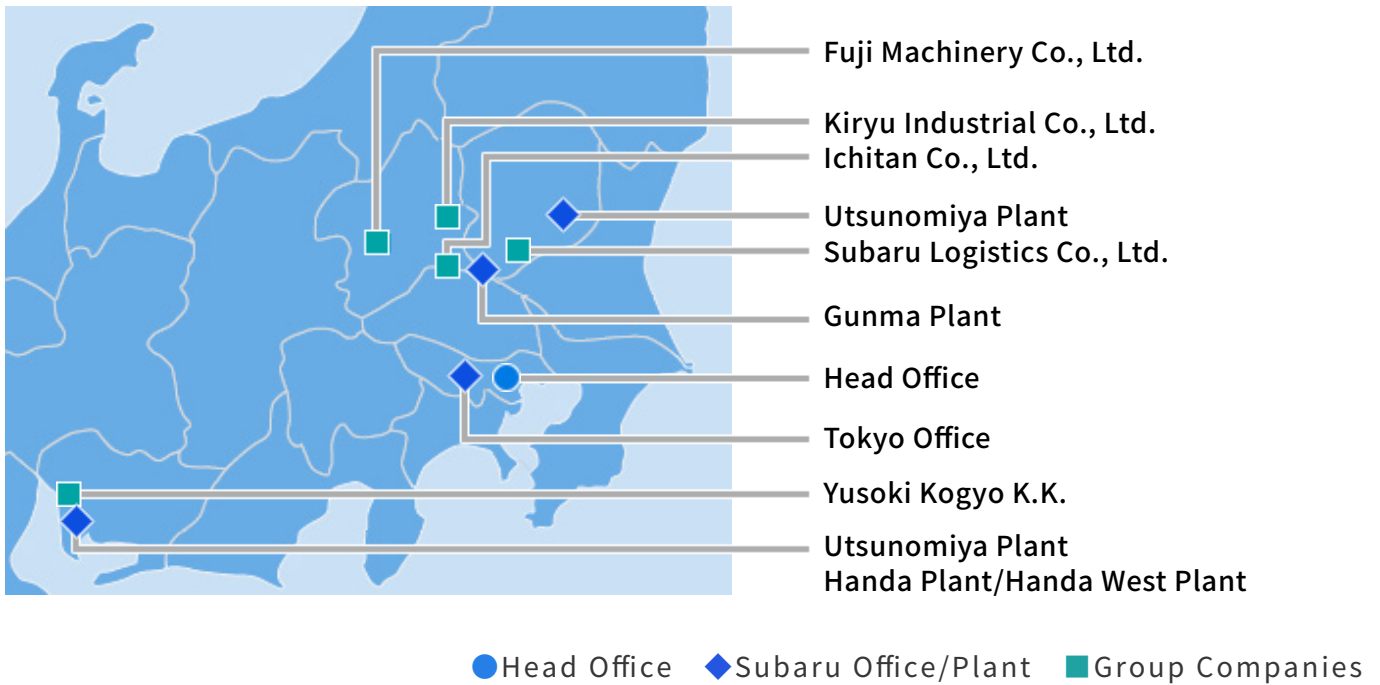
Trends in the Number of Employees



Note: Due to rounding, the sum of % may not exactly match the total.

Main Business Sites

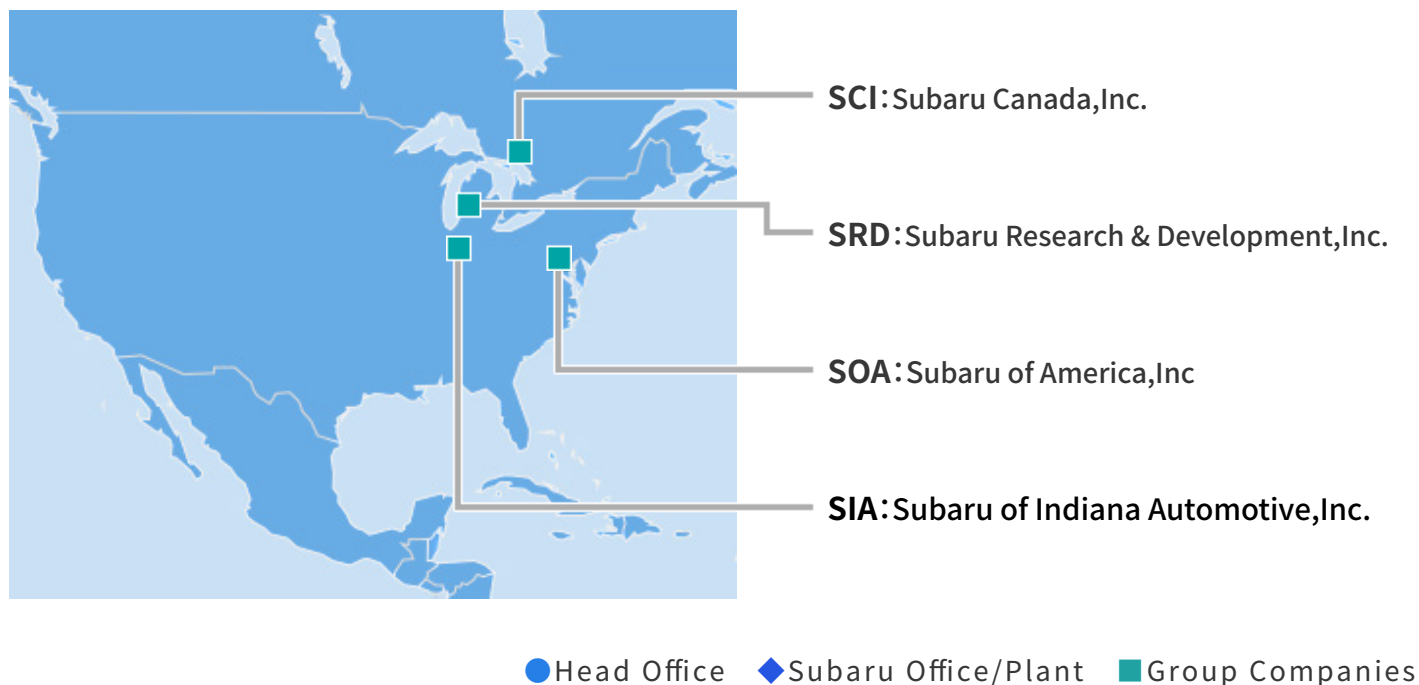
Subaru and Its Domestic Group Companies



<p>> Fuji Machinery Co., Ltd. ☐</p> <p>Utsunomiya Plant*</p> <p>Head Office</p> <p>Utsunomiya Plant, Handa Plant/Handa West Plant</p>	<p>> Kiryu Industrial Co., Ltd. ☐</p> <p>> Subaru Logistics Co., Ltd. ☐</p> <p>Tokyo Office</p>	<p>> Ichitan Co., Ltd. ☐</p> <p>Gunma Plant</p> <p>> Yusoki Kogyo K.K. ☐</p>
--	---	--

> [Please see here for more details of domestic group companies.](#)

Overseas Group Companies



> **SCI** : Subaru Canada, Inc.

SRD : Subaru Research & Development, Inc.

> **SOA** : Subaru of America, Inc.

> **SIA** : Subaru of Indiana Automotive, Inc.

> [Please see here for more details of overseas group companies.](#)

* In this report, production site of the Aerospace Company may be referred to as Utsunomiya Plant.